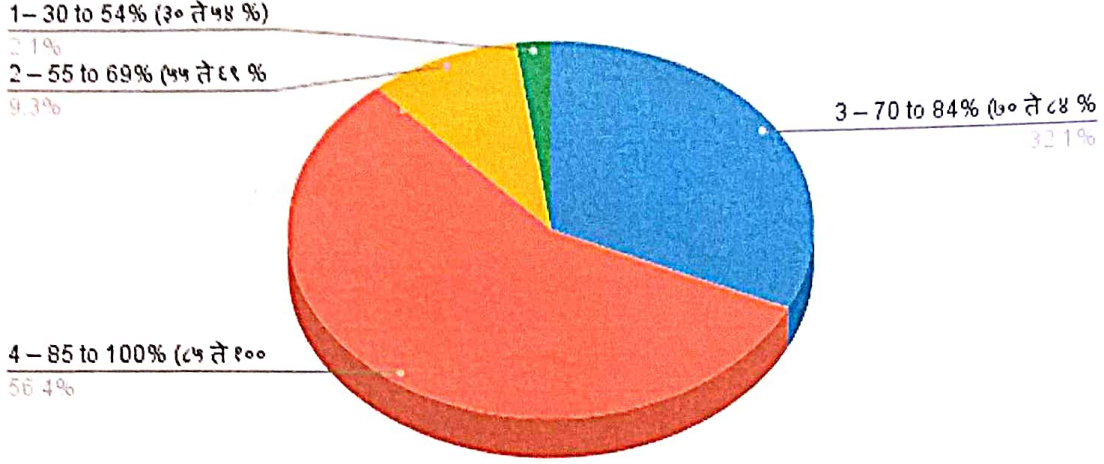
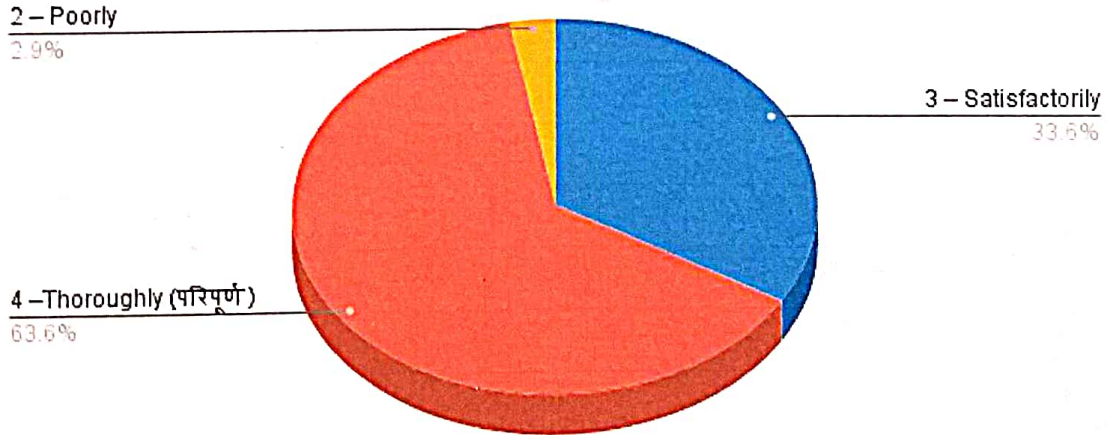



Venkatesh Mahajan Senior College, Osmanabad
Criterion II
Students Satisfaction Survey – Academic Year 2021-22

1. How much of the syllabus was covered in the class?
वर्गात किती टक्के अभ्यासक्रम पूर्ण केला जातो?

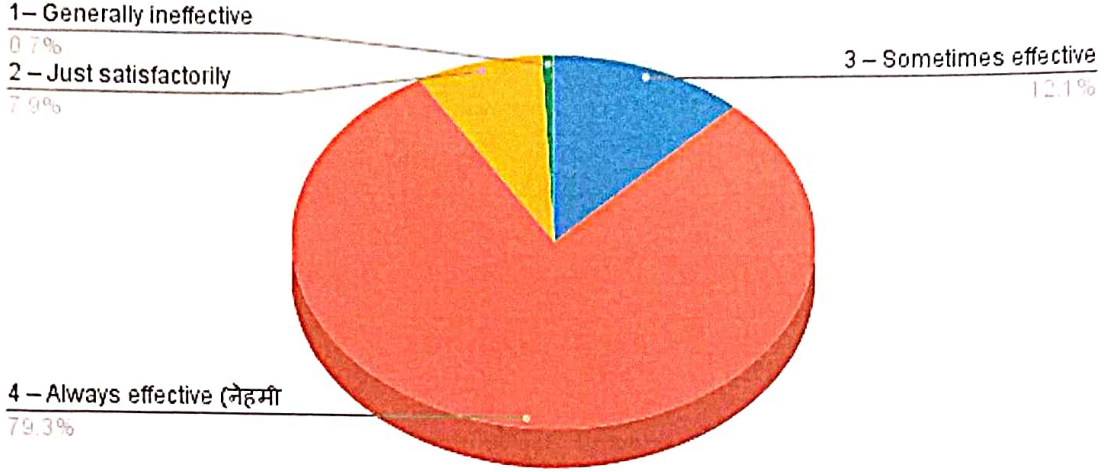


2. How well did the teachers prepare for the classes?
तासिकेसाठी शिक्षकांची विषय तयारी कशी असते?

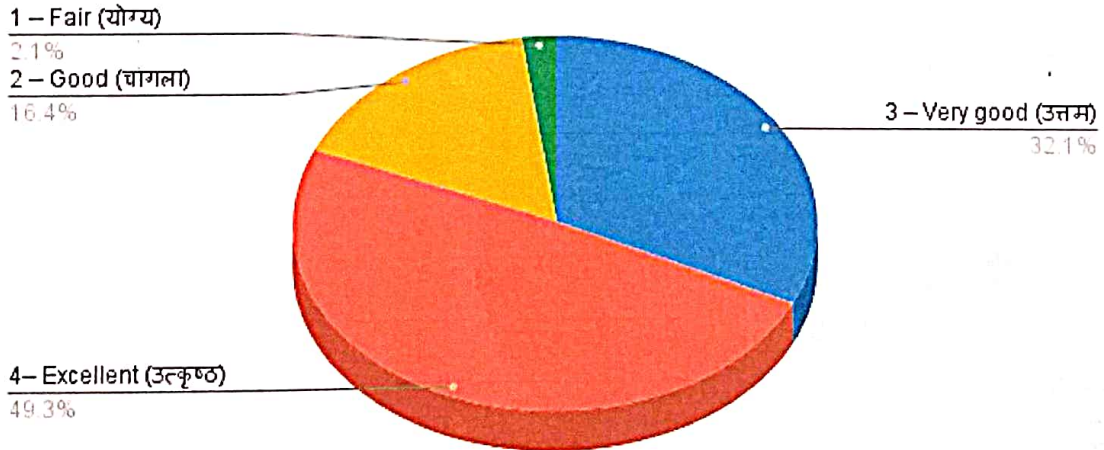



PRINCIPAL
Venkatesh Mahajan Sr.College
Osmanabad

3. How well were the teachers able to communicate?
शिक्षक विद्यार्थ्यांशी किती चांगल्या प्रकारे संवाद साधतात?



4. The teacher's approach to teaching can best be described as
शिक्षकांचा अध्यापन विषयक दृष्टीकोन कसा आहे?




PRINCIPAL
Venkatesh Mahajan Sr.College
Osmanabad

5. Fairness of the internal evaluation process by the teachers.

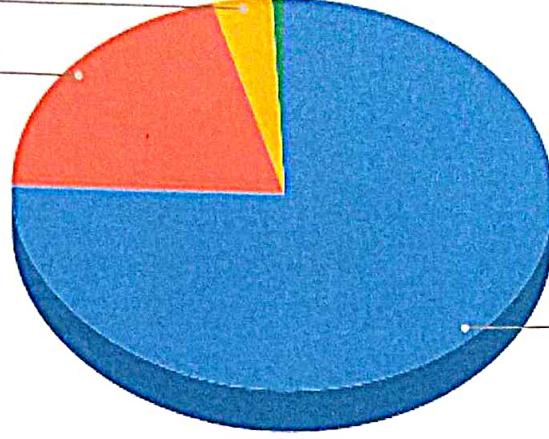
अंतर्गत मूल्यमापनात शिक्षक सर्वांना समान न्याय देतात का?

2 – Sometimes unfair

3.6%

3 – Usually fair (सामान्यतः)

20.7%



4 – Always fair (नेहमी)

75.0%

6. Was your performance in assignments discussed with you?

शिक्षक विद्यार्थ्यांशी त्यांच्या स्वाध्यायातील प्रगतीबद्दल चर्चा करतात का?

1 – Rarely (क्वचित्च)

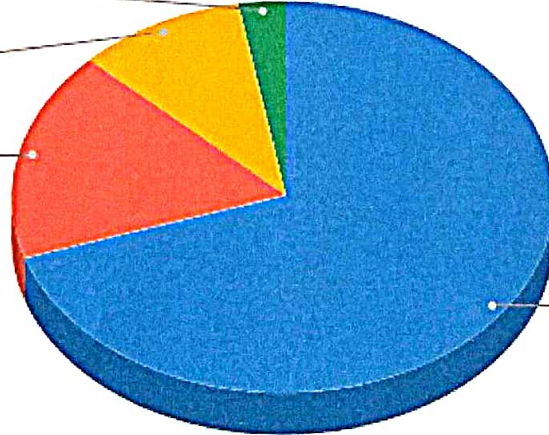
2.9%

2 –

10.0%

3 – Usually (सामान्यतः)

17.1%



4 – Every time (नेहमी)

70.0%

PRINCIPAL
Venkatesh Mahajan Sr.College
Osmanabad

7. The institute takes active interest in promoting internship, student exchange, field visit opportunities for students.

महाविद्यालय विद्यार्थ्यांच्या प्रशिक्षण, पदव्युत्तर शिक्षण, रोजगारांच्या संधीबद्दल काळजी घेते?

1 – Rarely (अत्यल्प)

4.3%

2 – Sometimes (बरी)

12.1%

3 – Often (खूप चांगली)

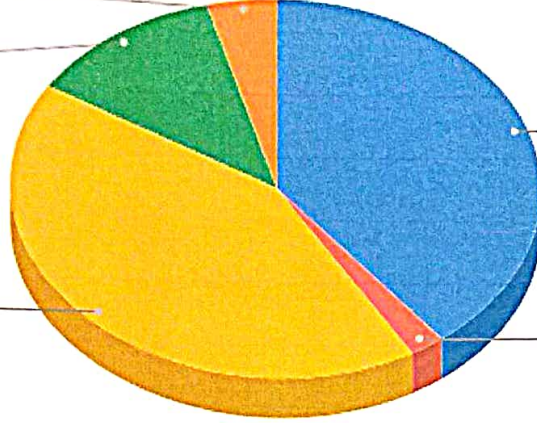
39.3%

4 – Regularly (लक्षणीय)

42.1%

0 – Never (अजिगत नाही)

2.1%



8. The teaching and mentoring process in your institution facilitates you in cognitive, social and emotional growth.

महाविद्यालयातील अध्यापनाची आणि पालकत्वाची प्रक्रिया विद्यार्थ्यांच्या आकलन विषयक, सामाजिक आणि भावनिक विकासास पूरक आहे.

0 – Not at all (अजिगत)

0.7%

2 – Moderately (बरी)

15.7%

1 – Marginally (अत्यल्प)

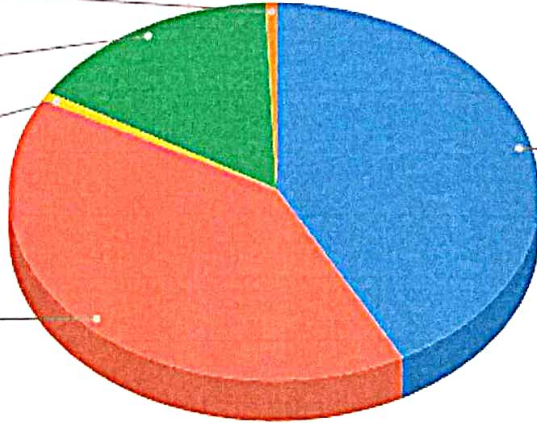
0.7%

4 – Significantly (लक्षणीय)

42.1%

3 – Very well (खूप चांगली)

40.7%



PRINCIPAL
Venkatesh Mahajan Sr.College
Osmanabad

9. The institution provides multiple opportunities to learn and grow.

महाविद्यालय विद्यार्थ्यांच्या अध्ययनासहित सर्वांगीण विकासासाठी विविध संध्या उपलब्ध करून देते का?

1 – Disagree (असहमत)

2.9%

2 – Neutral (तटस्थ)

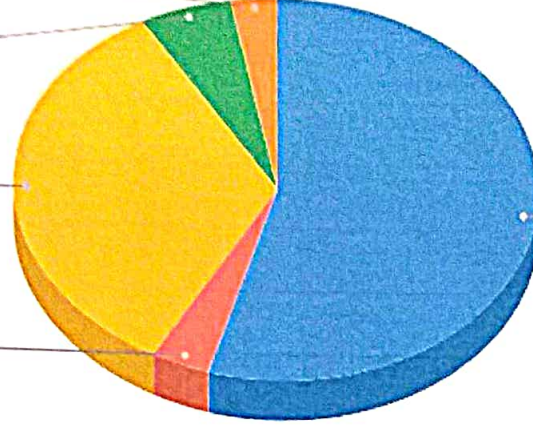
5.7%

3 – Agree (सहमत)

33.6%

0 – Strongly disagree

3.6%



4 – Strongly agree

54.3%

10. Teachers inform you about your expected competencies, course outcomes and programme outcomes.

शिक्षक विद्यार्थ्यांना पदवी शिक्षणाच्या आणि त्यातील विविध विषयांच्या उद्दिष्ट आणि त्यातील संधीबद्दल अवगत करतात.

1 – Rarely (क्वचित)

1.4%

2 –

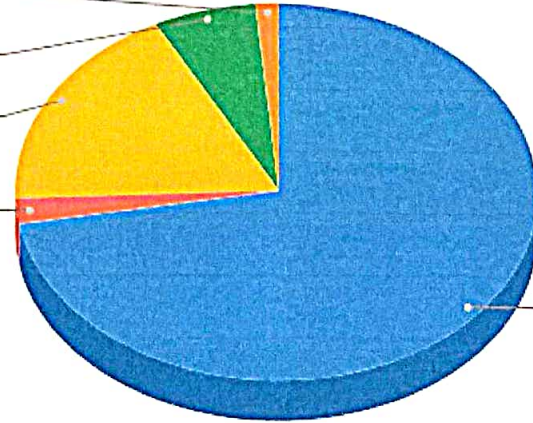
6.4%

3 – Usually (सामान्यतः)

17.9%

0 – Never (कधीही नाही)

2.1%

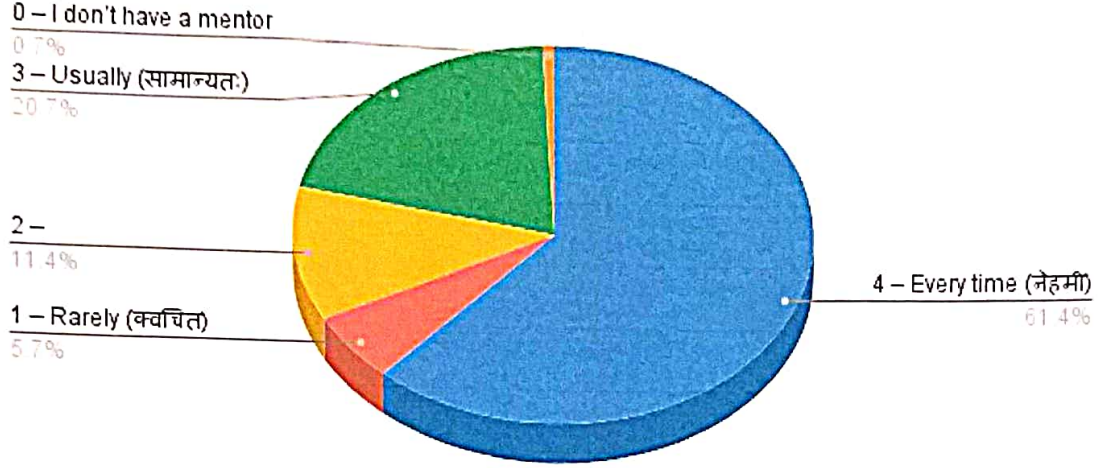


4 – Every time (नेहमी)

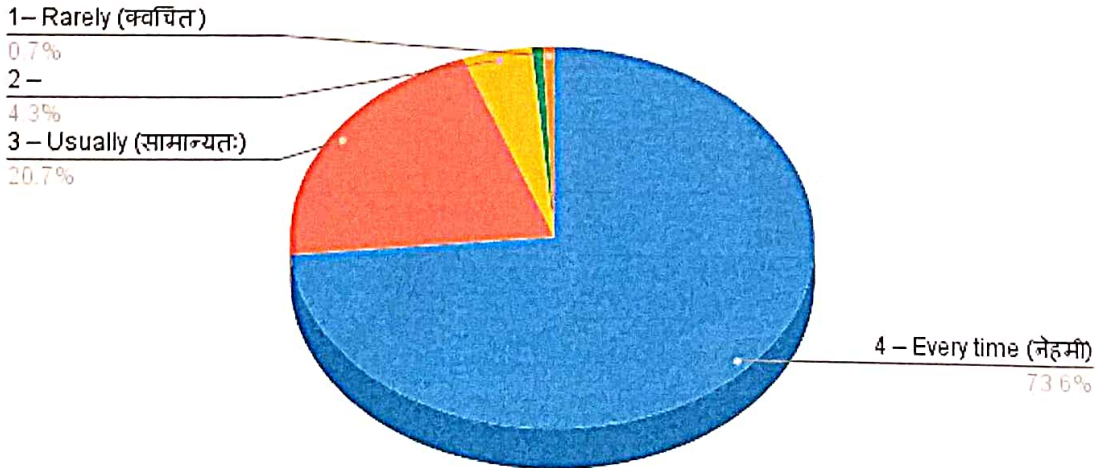
72.1%

PRINCIPAL
Venkatesh Mahajan Sr.College
Osmanabad

11. Your mentor does a necessary follow-up with an assigned task to you.
आपले पालक शिक्षक आपणास दिलेल्या शैक्षणिक गृह कार्याचा पाठपुरावा घेतात.



12. The teachers illustrate the concepts through examples and applications.
शिक्षक विषयातील अवघड संकल्पना उदाहरणासह व उपाययोजनासह स्पष्ट करतात का?




PRINCIPAL
Venkatesh Mahajan Sr.College
Osmanabad

13. The teachers identify your strengths and encourage you with providing right level of challenges.

शिक्षक विद्यार्थ्यांतील बलस्थानांचा व सुसगुणांचा शोध घेतात व तशी आव्हाने पेलता येतील अशी संधी उपलब्ध करून देतात का ?

1 – Slightly (अल्पसा)

2.9%

2 – Partially (रास्त)

4.3%

3 – Reasonably

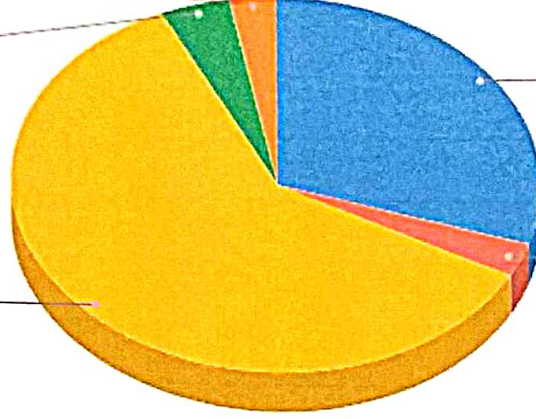
30.0%

0 – Unable to (असमर्थ)

2.9%

4 – Fully (पूर्णतः)

60.0%



14. Teachers are able to identify your weaknesses and help you to overcome them.

शिक्षक विद्यार्थ्यांतील उणीवा ओळखून त्यावर मात करण्यासाठी मदत करतात का?

1 – Rarely (क्वचित)

0.7%

2 –

5.7%

0 – Never (कधीही नाही)

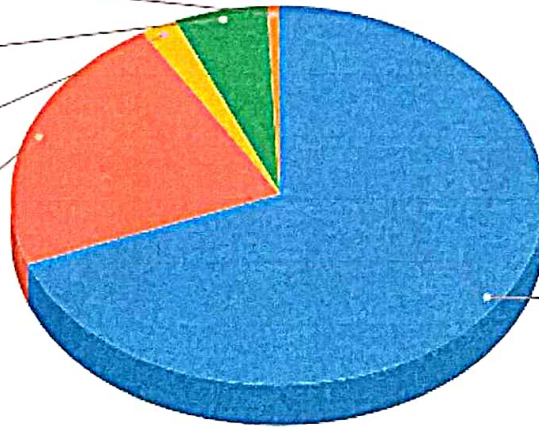
2.1%

3 – Usually (सामान्यतः)

22.1%

4 – Every time (नेहमी)

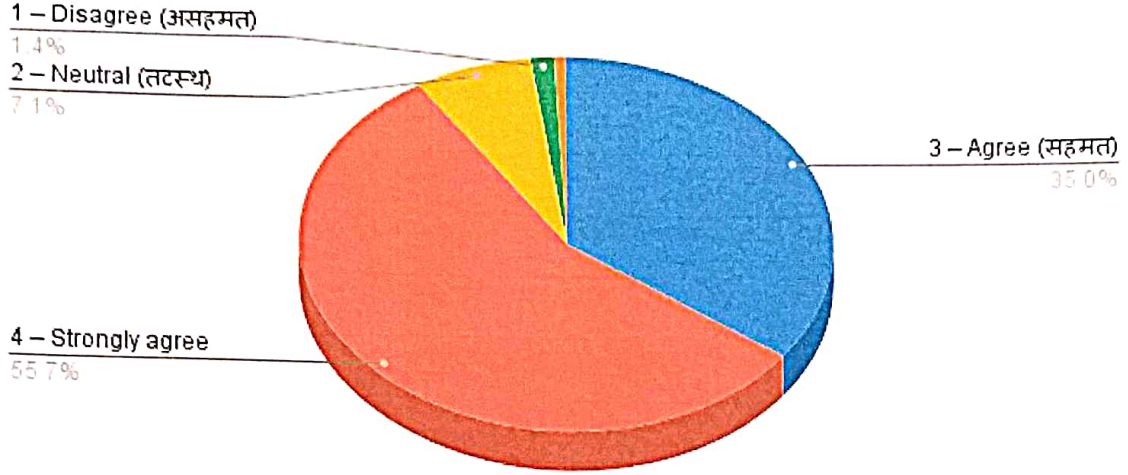
69.3%




PRINCIPAL
Ankatesh Mahajan Sr.College
Osmanabad

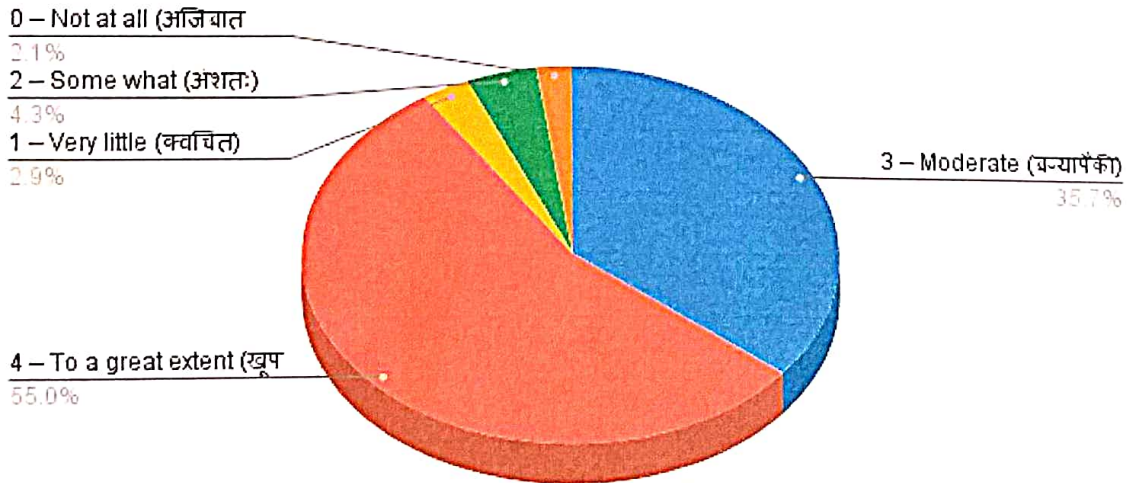
15. The institution makes effort to engage students in the monitoring, review and continuous quality improvement of the teaching learning process.

अध्ययन - अध्यापन प्रक्रियेची गुणात्मक वाढ, तिचे नियंत्रण व आढावा याबाबत विद्यार्थ्यांचा सहभाग घेण्याविषयीचे प्रयत्न महाविद्यालयाकडून होतात का ?



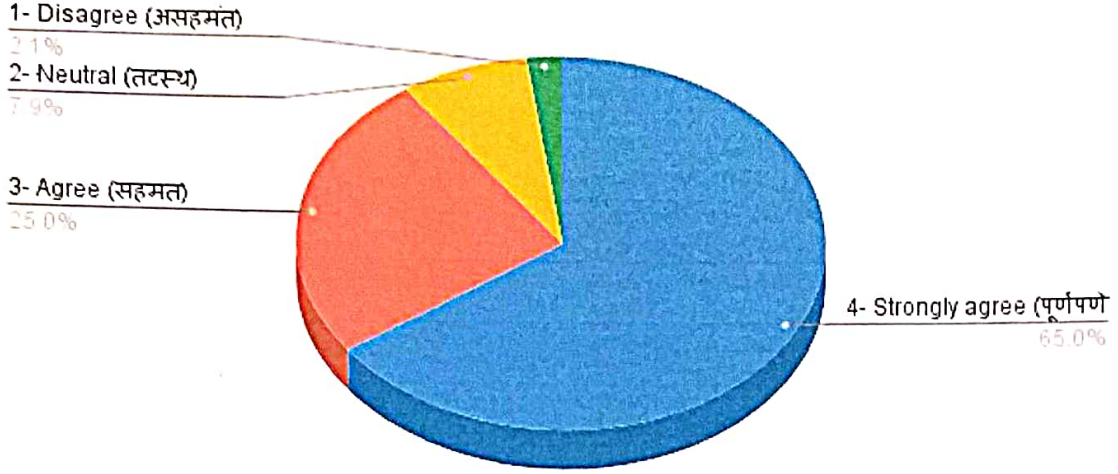
16. The institute/ teachers use student centric methods, such as experiential learning, participative learning and problem solving methodologies for enhancing learning experiences.

विद्यार्थ्यांचा शैक्षणिक अनुभव समृद्ध व्हावा यासाठी महाविद्यालय अथवा शिक्षकाकडून विद्यार्थी केंद्रित पद्धतीचा (उदा. प्रयोगाधारित शिक्षण, सहभागी शिक्षण आणि समस्या समाधान, कार्यपद्धती इ.) अवलंब होतो.

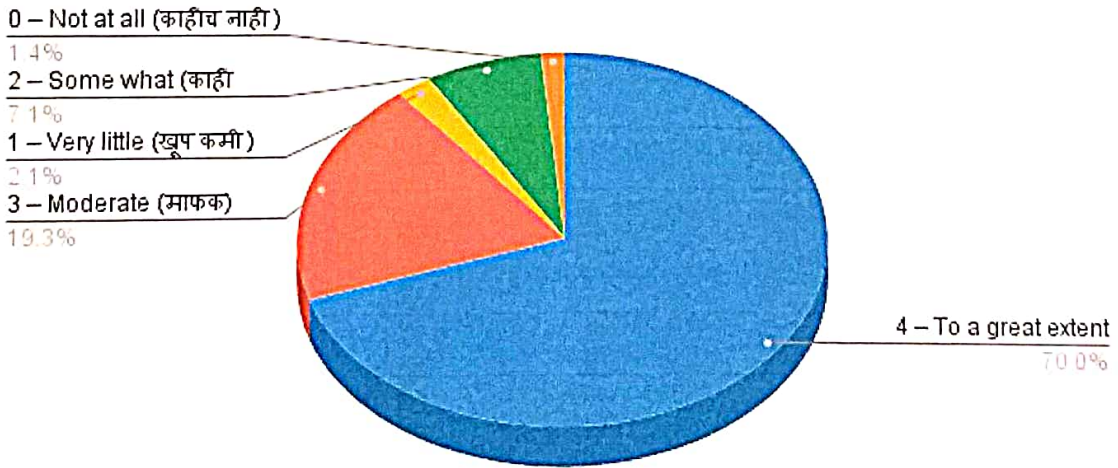



PRINCIPAL
Venkatesh Mahajan Sr.College
Osmanabad

17. Teachers encourage you to participate in extracurricular activities.
शिक्षक विद्यार्थ्यांना अभ्यासेतर उपक्रमात सहभागी होण्यासाठी प्रोत्साहित करतात.



18. Efforts are made by the institute/ teachers to inculcate soft skills, life skills and employability skills to make you ready for the world of work.
महाविद्यालय आणि शिक्षक विद्यार्थ्यांच्या अंगी संवाद कौशल्य, जीवन कौशल्य व रोजगार कौशल्य बिंबविण्यासाठी प्रयत्नशील असतात.




PRINCIPAL
Venkatesh Mahajan Sr.College
Osmanabad

19. What percentage of teachers use ICT tools such as LCD projector, Multimedia, etc. while teaching.

किती टक्के शिक्षक हक श्राव्य तंत्रज्ञान जसे की LCD प्रोजेक्टर, मल्टीमेडिया इ. चा वापर अध्ययनासाठी करतात?

2-50-69% (५० ते ६९%)

14.3%

1-30-49% (३० ते ४९%)

7.9%

4 - Above 90% (९०% पेक्षा)

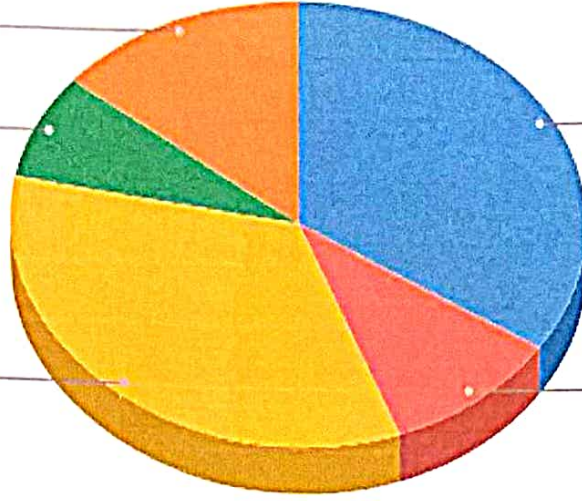
33.6%

3-70-89% (७० - ८९%)

34.3%

0 - Below 29% (२९% पेक्षा)

10.0%



20. The overall quality of teaching-learning process in your institute is very good.

महाविद्यालय अध्ययन - अध्यापन प्रक्रियेचे एकंदर गुणवत्ता प्रमाण खूप चांगले आहे.

1 - Disagree (असहमत)

1.4%

2 - Neutral (तटस्थ)

4.3%

0 - Strongly disagree

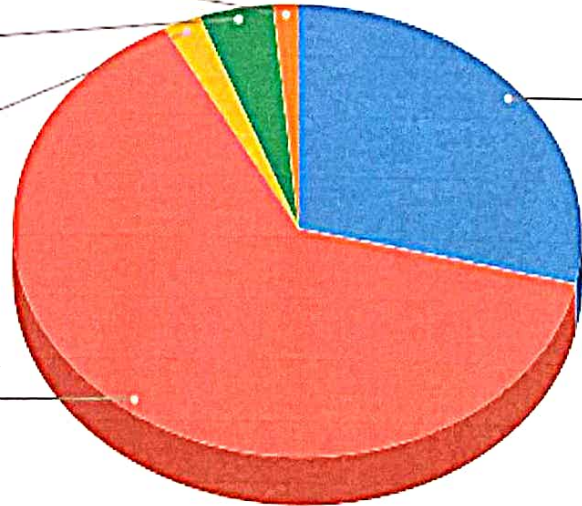
2.1%

3 - Agree (सहमत)

28.6%

4 - Strongly agree (पूर्णपणे)

63.6%



PRINCIPAL
Venkatesh Mahajan Sr.Collge
Osmanabad

■ 21. Give three observation / suggestions to improve the overall teaching – learning experience In your Institution.

तुमच्या संस्थेच्या विकासासाठी निरीक्षणात्मक तीन सूचना करा.

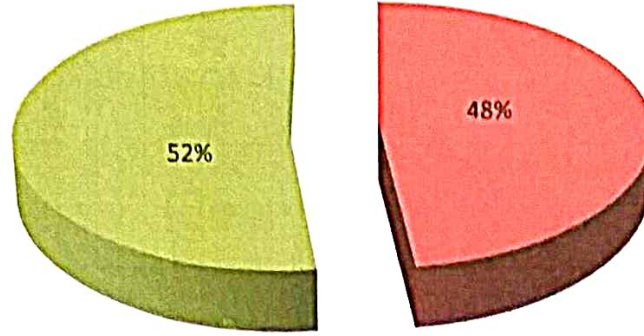
Classroom Teaching

■ Suggestion

■ Positive

■ Neutral

■ Negative



■ 21. Give three observation / suggestions to improve the overall teaching – learning experience in your institution.

तुमच्या संस्थेच्या विकासासाठी निरीक्षणात्मक तीन सूचना करा.

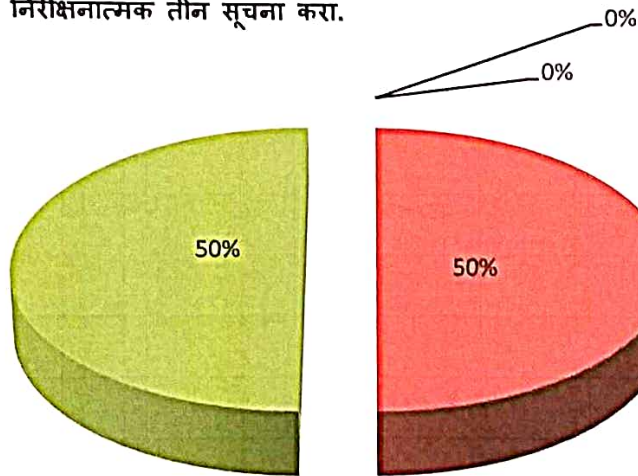
Internal Evaluation

■ Suggestion

■ Positive

■ Neutral

■ Negative



PRINCIPAL
Venkatesh Mahajan Sr.College
Osmanabad

21. Give three observation / suggestions to improve the overall teaching – learning experience in your institution.

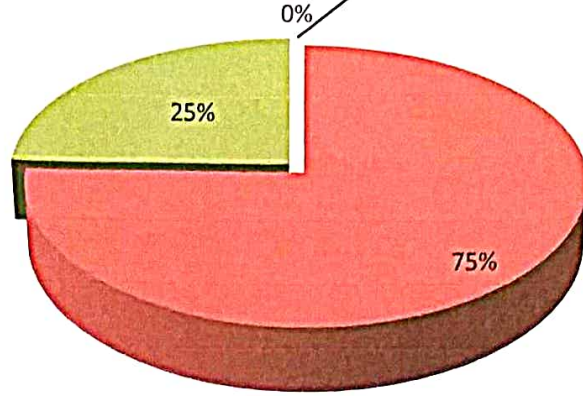
तुमच्या संस्थेच्या विकासासाठी निरीक्षणात्मक तीन सूचना करा.
Students Mentoring

Suggestion

Positive

Neutral

Negative



21. Give three observation / suggestions to improve the overall teaching – learning experience in your institution.


तुमच्या संस्थेच्या विकासासाठी निरीक्षणात्मक तीन सूचना करा.
About Teachers

Suggestion

Positive

Neutral

Negative



PRINCIPAL
Venkatesh Mahajan Sr.College
Osmanabad

Tapasvi Public Charitable Trust, Yeoti.
Venkatesh Mahajan Sr. College, Osmanabad.

Criterion II

Matrix No.2.7 Students Satisfaction Survey

Analysis of Students Satisfaction Survey – Academic Year 2021-22

1. How much of the syllabus was covered in the class?

Indicators	Students Response
4-85 to 100%	56.4 %students are agree
3-70to 84%	32.1%students are agree
2- 55 to 69%	9.3 %Students are agree
1- 30 to 54%	2.2 %Student is agree
0- Below 30%	0 % Student is agree

2. How well did the teachers prepare for the classes?

Indicators	Students Response
4- Thoroughly	63.6 % students are agree
3- Satisfactorily	33.6 % students are agree
2- Poorly	2.8 % students are agree
1- Indifferently	0 % students are agree
0- Won't teach at all	0% Student is agree

3. How well were the teachers able to communicate?

Indicators	Students Response
4- Always Effective	79.3 % students are agree
3-Sometimes effective	12.1 % students are agree
2-Just satisfactorily	7.9 % students are agree
1-Generally ineffective	0.7 % students are agree
0-Very poor communication	0 % students are agree

4. The teacher's approach to teaching can be described as

Indicators	Students Response
4- Excellent	49.3 % Students are agree
3-Very Good	32.1 % Students are agree
2- Good	16.4 % Students are agree
1-Fair	2.2 % Students are agree
0-Poor	No Student is agree



PRINCIPAL
Venkatesh Mahajan Sr.College
Osmanabad

5. Fairness of the internal evaluation process by the teachers

Indicators	Students Response
4- Always Fair	75.0 % students are agree
3-Usually fair	20.7 % students are agree
2-Sometime unfair	3.6 % students are agree
1- Usually unfair	0.7 % students are agree
0-Unfair	No Student is agree

6. Was your performance in assignments discussed with you?

Indicators	Students Response
4- Every time	70.0 % students are agree
3- Usually	17.1 % students are agree
2- Occasionally	10.0 % students are agree
1-Rarely	2.9 %No Student is agree
0-Never	No Student is agree

7. The institute takes active interest in promoting internship, student exchange, and field visit opportunities for students.

Indicators	Students Response
4- Regularly	42.1 % students are agree
3-Often	39.3 % students are agree
2- Sometimes	12.1% students are agree
1- Rarely	4.3 % students are agree
0- Never	2.1 % Student is agree

8. The teaching and mentoring process in your institution facilitates you in cognitive, social, and emotional growth.

Indicators	Students Response
4- Significantly	42.1 % students are agree
3-Very well	40.7 % students are agree
2-Moderatly	15.7 % students are agree
1-Marginally	0.8 % students are agree
0-Not at all	0.7 % students are agree

9. The institution provides multiple opportunities to learn and grow.

Indicators	Students Response
4- Strongly agree	54.3 % students are strongly agree
3- Agree	33.6 % students are agree
2- Neutral	5.7 % students are neutral
1- Disagree	2.8% Student is disagree
0- Strongly disagree	3.6 % students are strongly agree



PRINCIPAL
Venkatesh Mahajan Sr.College
Osmanabad

10. Teacher inform you about your expected competencies, course outcomes and programme outcomes

Indicators	Students Response
4- Every Time	72.1 % Students are agree
3-Usaually	17.9 % Students are agree
2- Occasionally	6.4 % Students are agree
1-Rarely	1.4% Students are agree
0-Never	2.1 % No Student is agree

11. Your mentor does a necessary follow-up with an assigned task to you.

Indicators	Students Response
4- Every Time	61.4 %Students are agree
3- Usaually	20.7 % Students are agree
2- Occasionally	11.4 % Students are agree
1- Rarely	5.7% Students are agree
0- I don't have a mentor	0.8% Student is agree

12. The teachers illustrate the concepts through examples and applications.

Indicators	Students Response
4- Every Time	73.6 % Students are agree
3-Usaually	20.7 % Students are agree
2- Occasionally	4.3 % Students are agree
1-Rarely	0.7 Student is agree
0-Never	0.7% Student is agree

13. The teachers identify your strength and encourage you with providing right level of challenges.

Indicators	Students Response
4- Fully	60.0 % Students are agree
3-Reasonably	30.0 % Students are agree
2-Partially	4.3 % Students are agree
1-Slightly	2.9 % Students are agree
0-Unable to	2.8% Student is agree

14. Teachers are able to identify your weakness and help you to overcome them.

Indicators	Students Response
4- Every Time	69.3 % Students are agree
3-Usaually	22.1 % Students are agree
2- Occasionally	5.8 % Students are agree
1-Rarely	0.7 % Students are agree
0-Never	2.1% Student is agree

15. The institution makes effort to engage students in the monitoring, review, and continuous quality improvement of the teaching learning process.

Indicators	Students Response
4- Strongly Agree	55.7 % Students are strongly agree
3-Agree	35.0 %Students are agree
2- Neutral	7.1 % Students are neural
1- Disagree	1.4 %No student is disagreed
0- Strongly Disagree	0.8% student is strongly disagreed

16. The institute/teachers use student centric methods, such as experimental leaning, participative learning and problem solving methodologies for enhancing learning experiences.

Indicators	Students Response
4- To a great extent	55.0 % Students are Strongly agree
3-Moderate	35.7 % Students are agree
2-Some what	4.3 % Students are neutral
1-Very little	2.9 % student is disagree
0-Not at all	2.1% student is strongly disagree

17. Teachers encourage you to participate in extracurricular activities.

Indicators	Students Response
4- Strongly Agree	65.0 % Students are Strongly agree
3-Agree	25.0 % Students are agree
2- Neutral	7.9 % Students are neutral
1- Disagree	2.1 % student is disagree
0- Strongly Disagree	No student is strongly disagree

18. Efforts are made by the institute/teachers to inculcate soft skills, life skills and employability skills to make you ready for the world of work.

Indicators	Students Response
4- To a great extent	70.0% Students are agree
3-Moderate	19.3 %Students are agree
2-Some what	7.1 % Students are agree
1-Very little	2.1% Student is agree
0-Not at all	1.4 % Students are agree


PRINCIPAL
Venkatesh Mahajan Sr.College
Osmanabad

19. What percentage of teachers use ICT tools such as LCD projectors, Multimedia, etc. while teaching.

Indicators	Students Response
4- Above 90 %	33.6 % Students are agree
3-70-89%	34.3 % Students are agree
2-50-69 %	14.3 % Students are agree
1-30-49%	7.9 % Students are agree
0- Below 29 %	10.0% Student is agree

20. The overall quality of teaching – learning process in your institute is very good.

Indicators	Students Response
4- Strongly Agree	63.6 % Students are strongly agree
3-Agree	28.6 % Students are agree
2- Neutral	4.3 % Students are neutral
1- Disagree	1.4% student is disagree
0- Strongly Disagree	2.1% student is strongly disagree

21. Give three observation / suggestions to improve the overall teaching – learning experience in your institution.

तुमच्या संस्थेच्या विकासासाठी निरीक्षणात्मक तीन सूचना करा.

About Classroom

Suggestion	48%
Positive	52%
Neutral	0%
Negative	0%

21. Give three observation / suggestions to improve the overall teaching – learning experience in your institution.

तुमच्या संस्थेच्या विकासासाठी निरीक्षणात्मक तीन सूचना करा.

Internal Evaluation

Suggestion	50%
Positive	50%
Neutral	0%
Negative	0%



PRINCIPAL
Venkatesh Mahajan Sr.College
Osmanabad

21. Give three observation / suggestions to improve the overall teaching – learning experience in your institution.

तुमच्या संस्थेच्या विकासासाठी निरीक्षणात्मक तीन सूचना करा.

Students Mentoring

Suggestion	75%
Positive	25%
Neutral	0%
Negative	0%

21. Give three observation / suggestions to improve the overall teaching – learning experience in your institution.

तुमच्या संस्थेच्या विकासासाठी निरीक्षणात्मक तीन सूचना करा.

About Teachers

Suggestion	9.09%
Positive	90.9
Neutral	0%
Negative	0%



PRINCIPAL
Venkatesh Mahajan Sr.College
Osmanabad